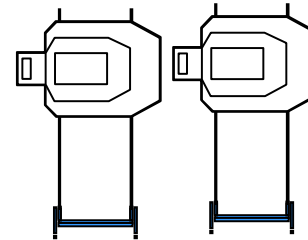
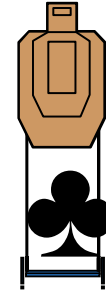
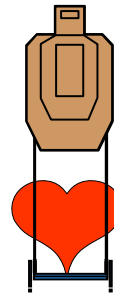
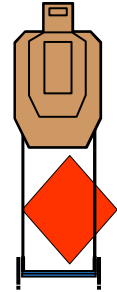
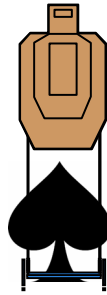


## Stage 1: Suit Yourself

Scenario: Shooting skill drill targets marked with playing card suit.

Course of Fire: Draw a card to determine shooting order. Suit drawn indicates the first target to be engaged with three rounds. Suit color indicates the second target to be engaged with three rounds. Alternative color suit targets can be engaged in any order. Lateral movement is allowed.

12 Rounds minimum.

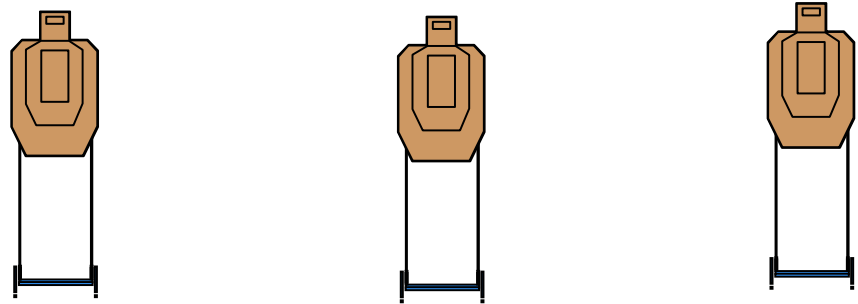


Start

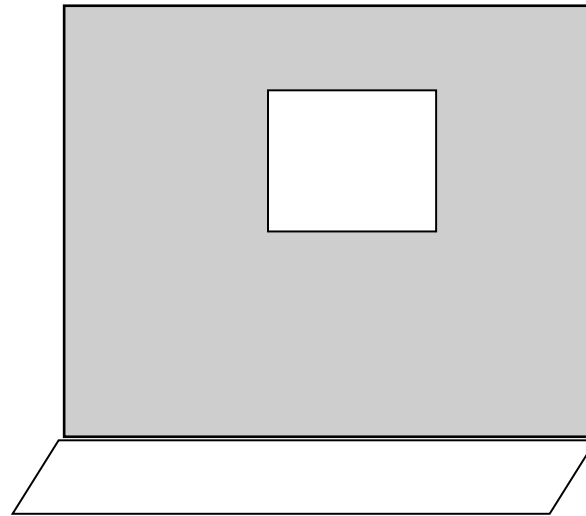
## Stage 2 El Prez of Mozambique through the window

Scenario: El Prez and Mozambique combo skill drill variation shot behind a barrier with a window.

Course of Fire: Begin facing up range, hands above head behind the barrier. Turn, draw and engage targets through the windows with three rounds each, re-engage targets through the window with one head shot each. Reload as needed.



12 rounds minimum

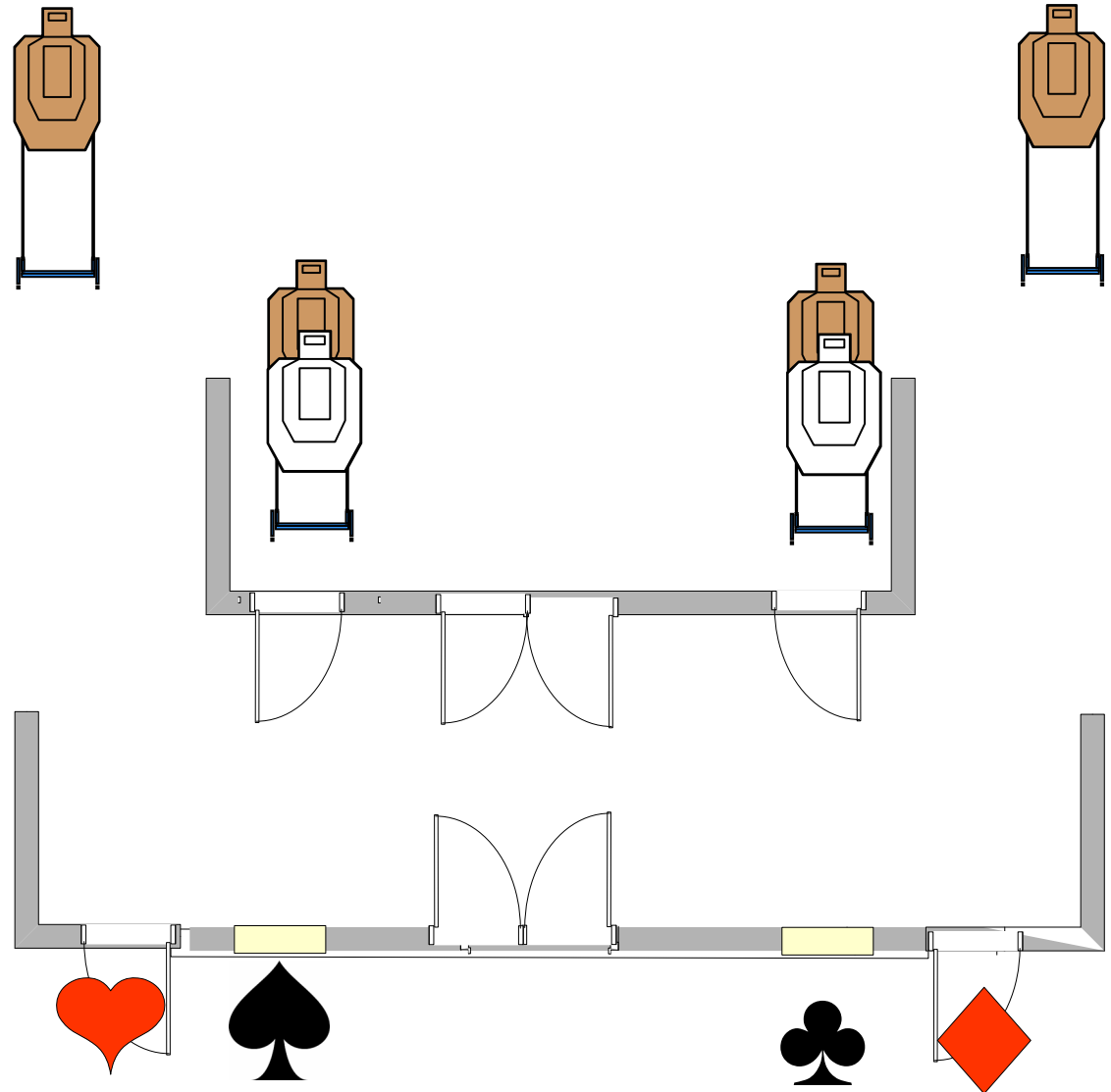


## Stage 3: House of Cards

Scenario: Miscreants have invaded your house. Protect your family and eliminate the threats.

Course of Fire: Doors and windows are marked with playing card suits. Draw a card before loading. The card suit indicates your start position. Engage all the targets with three rounds from each shooting position.

12 rounds minimum.



## Stage 4: Current administration safe El Prez

Scenario: Future federal law may state that all guns and ammo will be stored separately in lockable containers. Additionally magazines can only contain six rounds. Following these potential rules shoot the El Prez drill.

Course of Fire: Empty gun will be stored in a closed box. All magazines will be loaded with only six rounds. Magazines will be stored in a closed ammo can. At the tone retrieve the gun, a magazine and load. Engage each target with two rounds each. Retrieve magazine from ammo can, reload and re-engage each target with two more rounds. Ammo can may contain as many magazines as necessary. Make up shots will be allowed.

12 rounds minimum

