

Stage 1 הנשיא (Israeli El Presidente):

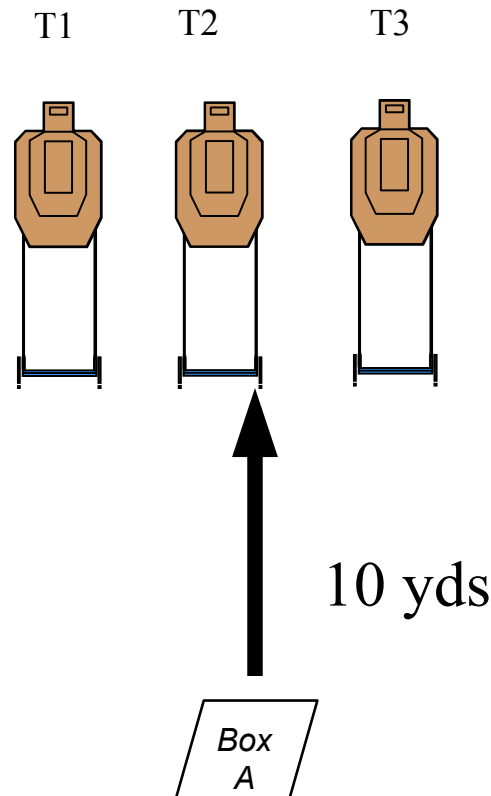
Scenario:

While visiting with Israeli shooters they invite you to shoot a course of fire. Using the Israeli carry method (loaded magazine empty chamber) shoot the El Presidente. (Skill test)

Course of Fire:

Start with one six round magazine. Insert magazine, but do not rack the slide. Face down range in surrender position. At the signal draw, rack the slide and engage T1 – T3 with two round each. Slide lock reload, engage T1 – T3 with two rounds each. Threats can be engaged in any order, Tactical Sequence (1 shot on each threat before any threat gets two) not required. Only four hits per target allowed, make up shots allowed for malfunctions only not for misses.

12 Rounds



Stage 2 Welcome to the Hotel Kalifornia

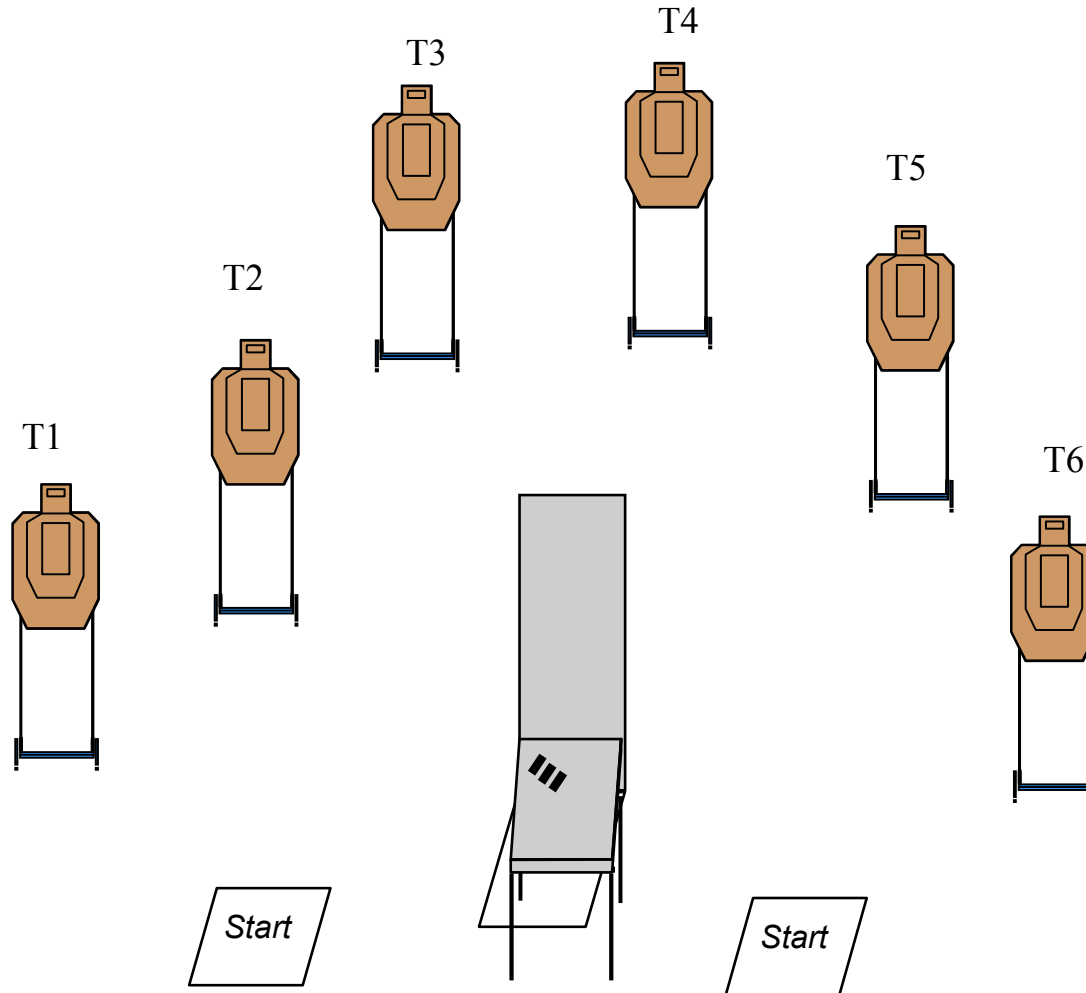
Scenario:

While on vacation in the Republic of Kalifornia you are legally armed by their rules (Empty gun, ammunition stored separately) you are accosted by miscreants carrying illegally. Engage the threats.

Course of Fire:

Pick a start box, empty pistol is holstered, loaded magazines on table. At the signal move to cover; retrieve magazines, load, make ready and engage T1- T6 with two rounds each from behind cover.

12 Rounds

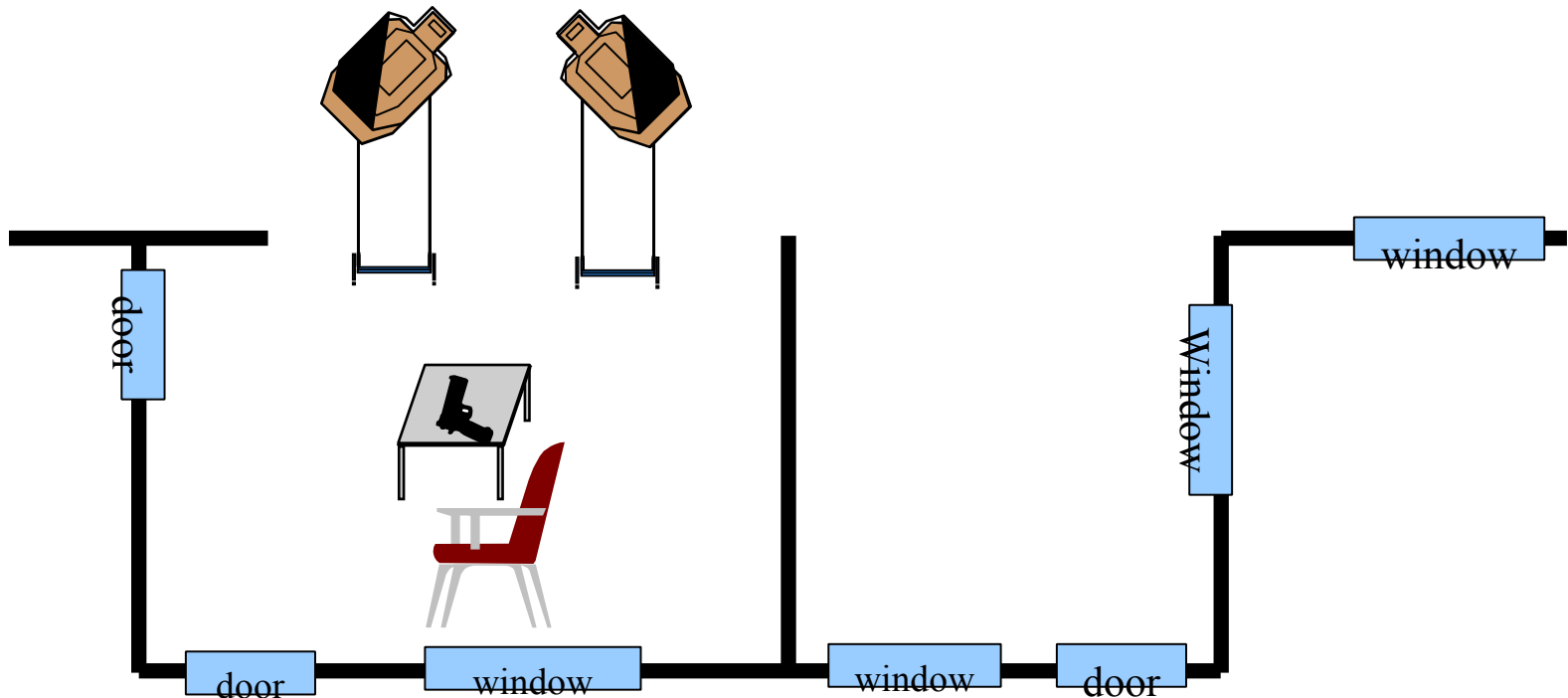


Stage 3 Back Up Gun A

Scenario: You are relaxing in your recliner watching TV when bad guys break in. Pick up your gun and stop the threat.

Course of Fire: Start in the recliner, fully reclined, loaded backup gun on a table on your strong side remote control in your hand. At the tone put down the remote, pick up the gun and engage the targets with two shots each. You can shoot reclined or sitting up, but you must stay in the chair.

4 Rounds.

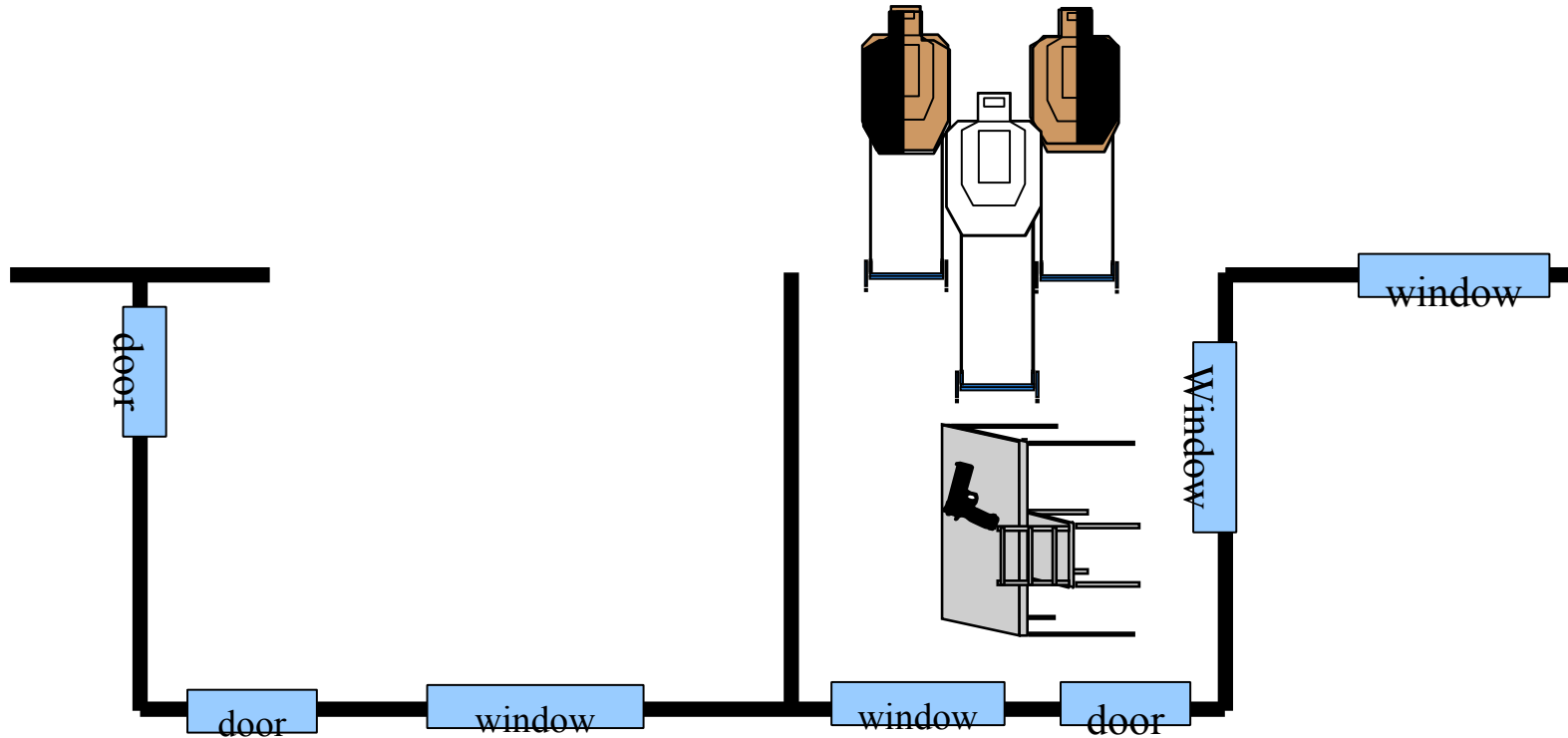


Stage 3 Back Up Gun B

Scenario: You are sitting at the bar enjoying a non-alcoholic beverage when two bad guys enter with bad intentions. Eliminate the threats.

Course of Fire: Start sitting on the stool strong side downrange, loaded gun on the table. At the tone pick up the gun and engage threats with two rounds each, strong hand only.

4 rounds

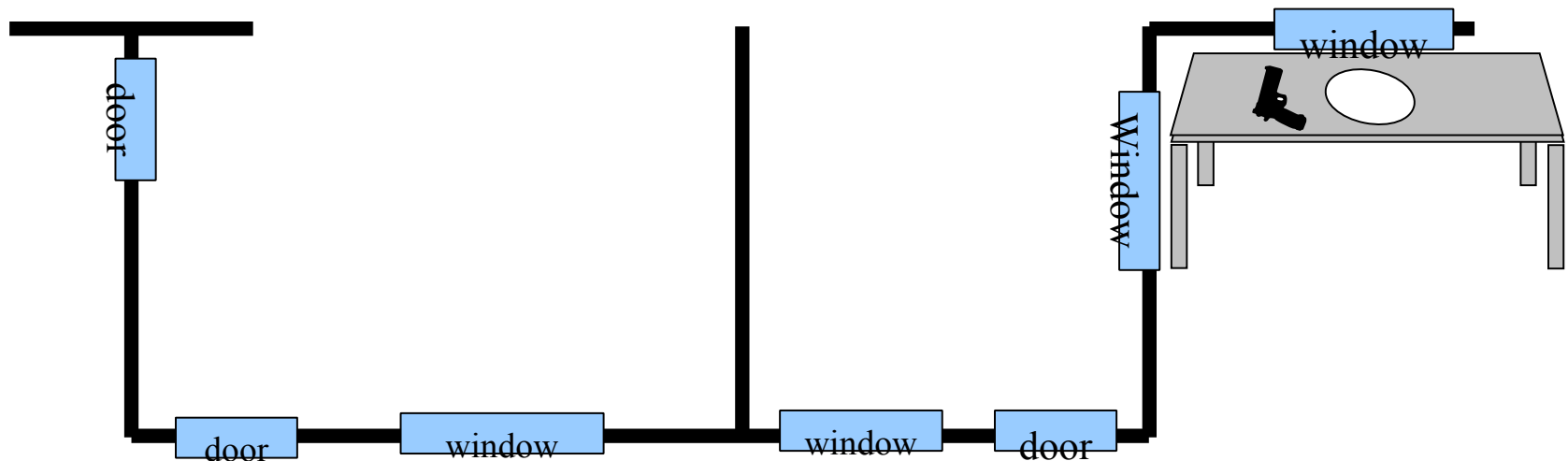
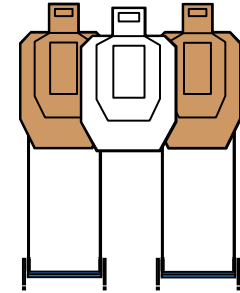


Stage 3 Back Up Gun C

Scenario: You are standing at the sink watching you child play in the yard when two bad guys approach with evil on their minds. Protect your child and eliminate the threat.

Course of Fire: Start standing in front of the window, loaded gun on the counter. At the tone pick up the gun and engage each threat with two rounds.

4 Rounds



Stage 4 Oh \$h1T I'm hit

Scenario:

Three bad guys begin their attack. During the fire fight you are injured on your strong side.
Continue to engage one handed weak hand and eliminate the threats.

Course of Fire:

Load and make ready with one six round magazine. At the signal draw, and engage T1 – T3 with two round each. Slide lock reload, transition to weak hand engage T1 – T3 with two rounds each one handed.

Threats can be engaged in any order, Tactical Sequence (1 shot on each threat before any threat gets two) not required. Only four hits per target allowed, make up shots allowed for malfunctions only not for misses. Two hands may be used to clear malfunctions.

12 Rounds

