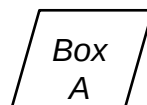
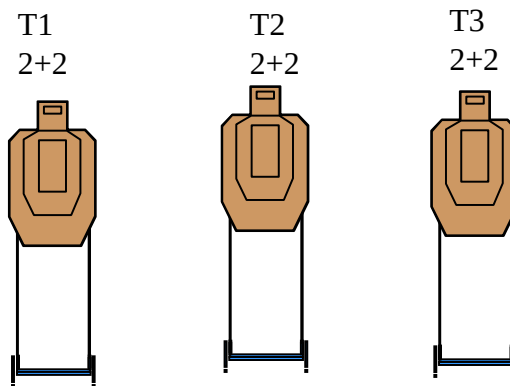


Stage 1: Calling El Pres (steel)

Scenario: While making a cell phone call you are surprised by three bad guys coming up behind you. Engage the threats.

Course of Fire: Start in shooting box facing up--range, cell phone held to your ear as if you are using it. At the tone turn, draw and engage each threat using tactical priority with two rounds strong hand only. Drop the phone, reload and reengage the threats with two additional rounds. Tactical lateral movement during draw and reload encouraged, but not required.

12 rounds only

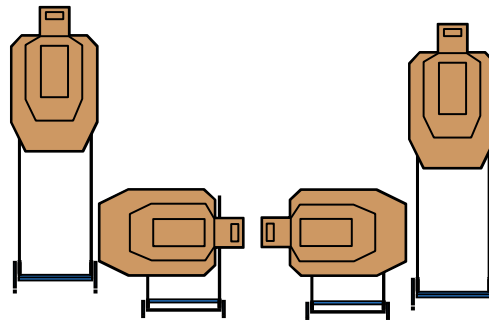


Stage 2 Pit Bull and Parole Violators

Scenario: You stumble across two convicted killers on their way to a dog fight with their fighting dogs. They tell you they are not going back to prison and threaten you with weapons and their dogs.

Course of Fire: From the start position move off the X and engage each target with two round in tactical sequence. (IE one shot per target before any target gets two). Reengage with head shots to all four targets.

12 rounds minimum.



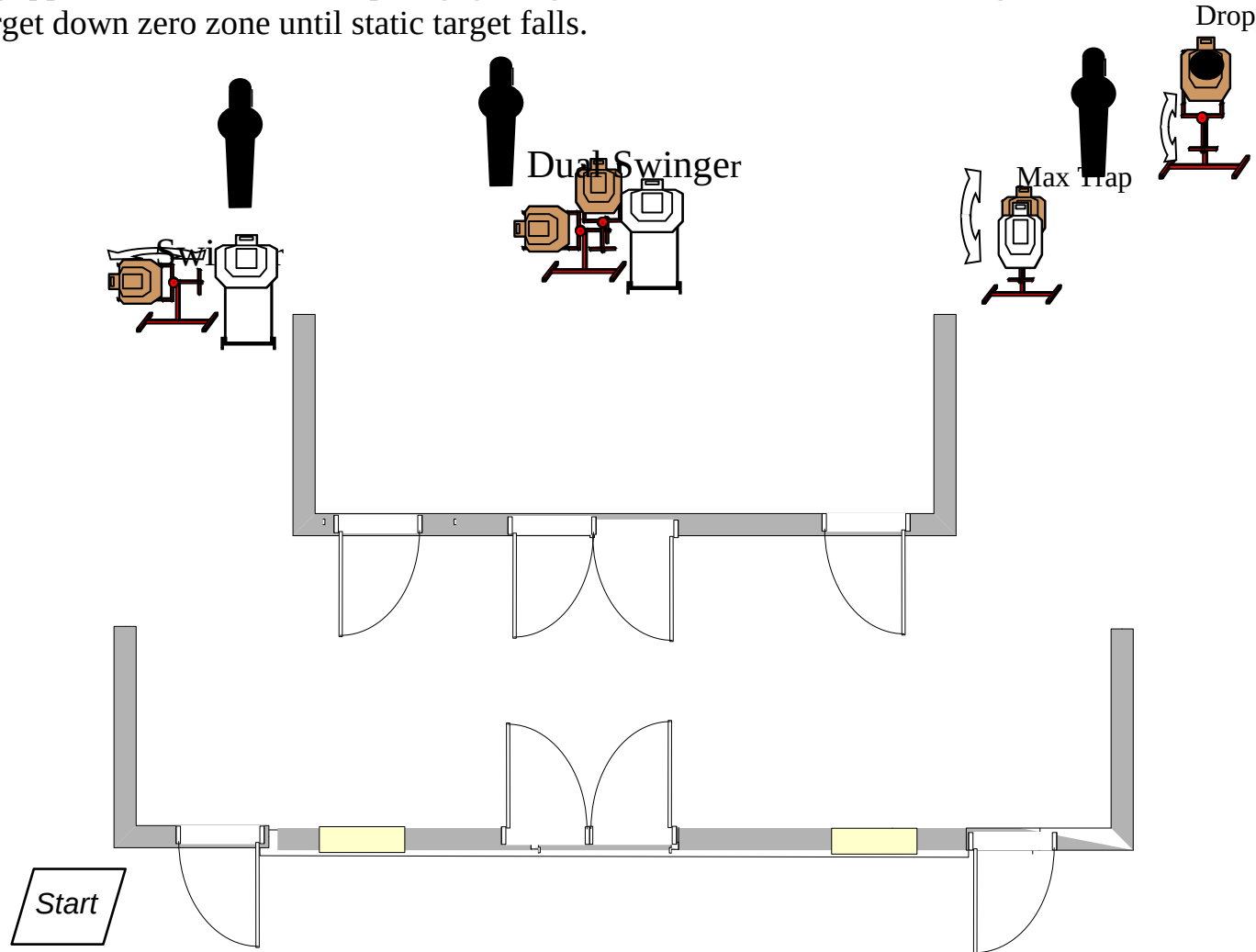
Start

Stage 3 Arizona Swing

Scenario: Your favorite Honky Tonk has been invaded by a crazed gang. Eliminate the gang members and protect the patrons.

Course of Fire: Start on the left side of the house. Move right and engage popper to activate swinger, engage swinger with two round. Move right, engage popper to activate double swinger, engage both swinging targets with two rounds. Move right, engage popper to activate Max Trap, engage target with two rounds. Move to right side of the house, engage PT dropper target down zero zone until static target falls.

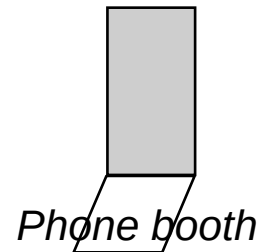
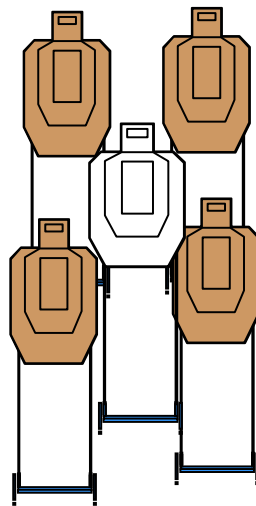
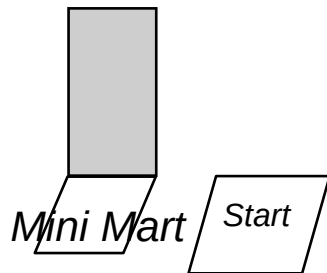
12 rounds minimum



Stage 4 Lets Go Brandon (april fools stage)

Scenario: You are walking along minding your own business thinking about your Second Amendment rights when you hear a desperate cry for help. You hear thugs tell Joe B. they are going to “cut his gizzard out and stuff it into his mouth”. His protection detail is taking a break.

Course of Fire: Start with a holstered empty gun and two six round magazines. At signal move to the pay phone and deposit 25 cents. Realizing you do not have correct change move to the mini mart and get change. Return to the pay phone deposit 25 cents and ask the operator for the phone number for 911. Deposit another 25 cents and call 911 and ask that the police be alerted to the situation. Remember to give the police the correct address or you will be given a procedural. Hang up, close your eyes and try to remember what the bad guys look like so that you can give an accurate description to the police when they arrive. If you peek before the police arrive you will be given a procedural penalty.



Stage 4 Ring around the hostage (Real Stage)

Scenario: You are walking along minding your own business thinking about your Second Amendment rights when you hear a desperate cry for help. You hear thugs tell the hostage they are going to “cut her gizzard out and stuff it into her mouth”. Being a good citizen you stop the threat and engage the thugs.

Course of Fire: From start position move to pay phone while engaging threats with three rounds each. You can move, stop and shoot or shoot while moving. Use pay phone for cover while reloading.

12 rounds minimum.

