

## Stage 1 Out Numbered

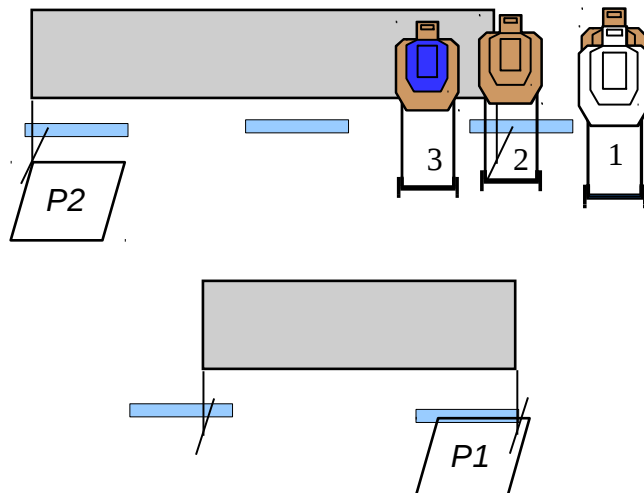
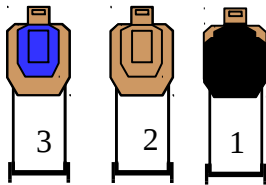
Scenario: You are tasked with stopping terrorist some with body armor and one with a bomb. Eliminate the threats, don't hurt the innocents, and don't shoot the bomb.

Course of Fire: Threats with T-shirts are wearing body armor, they require two shots to the body and one to head. Hostage and Bomb threats require one head shot. Remaining targets require two body shots.

From P1 engage the threats using cover. Move to P2 engage threats using cover.

Failure to get required head shots will be scored as Failure to Neutralize, all hits on non threats are penalties, but shoot through points will be counted for score.

12 shots minimum.

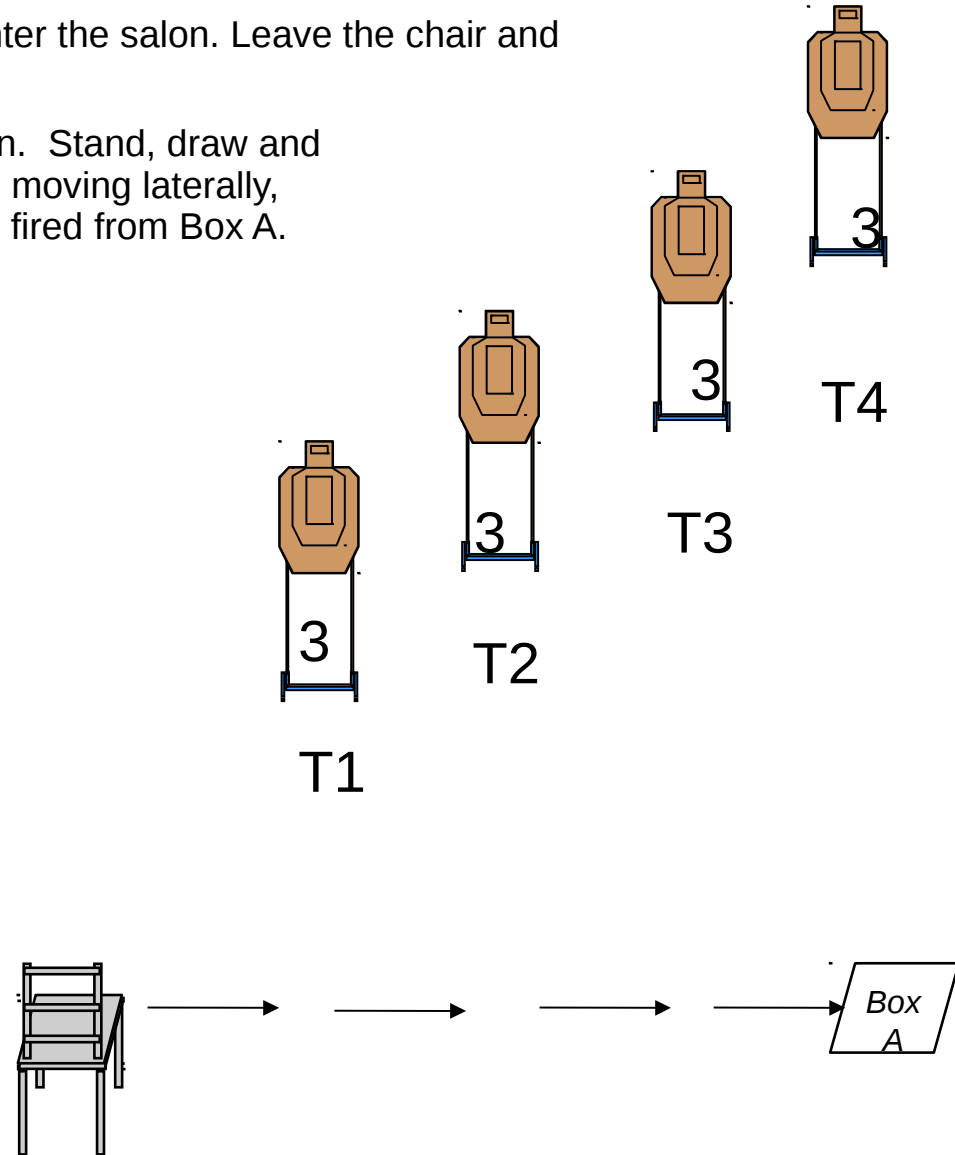


## Stage 2 Barber shop Quartet

Scenario: While getting a haircut four bad guys enter the salon. Leave the chair and engage threats while escaping.

Course of Fire: Start seated with arms under gown. Stand, draw and engage T1 through T4 with three rounds each while moving laterally, Shoot and move for each threat. Last shot must be fired from Box A. Shooting on the move will be allowed.

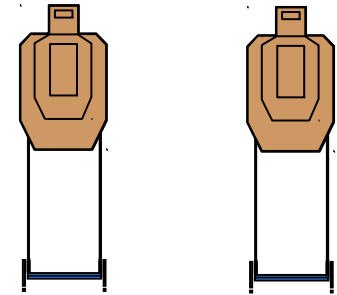
12 Rounds minimum



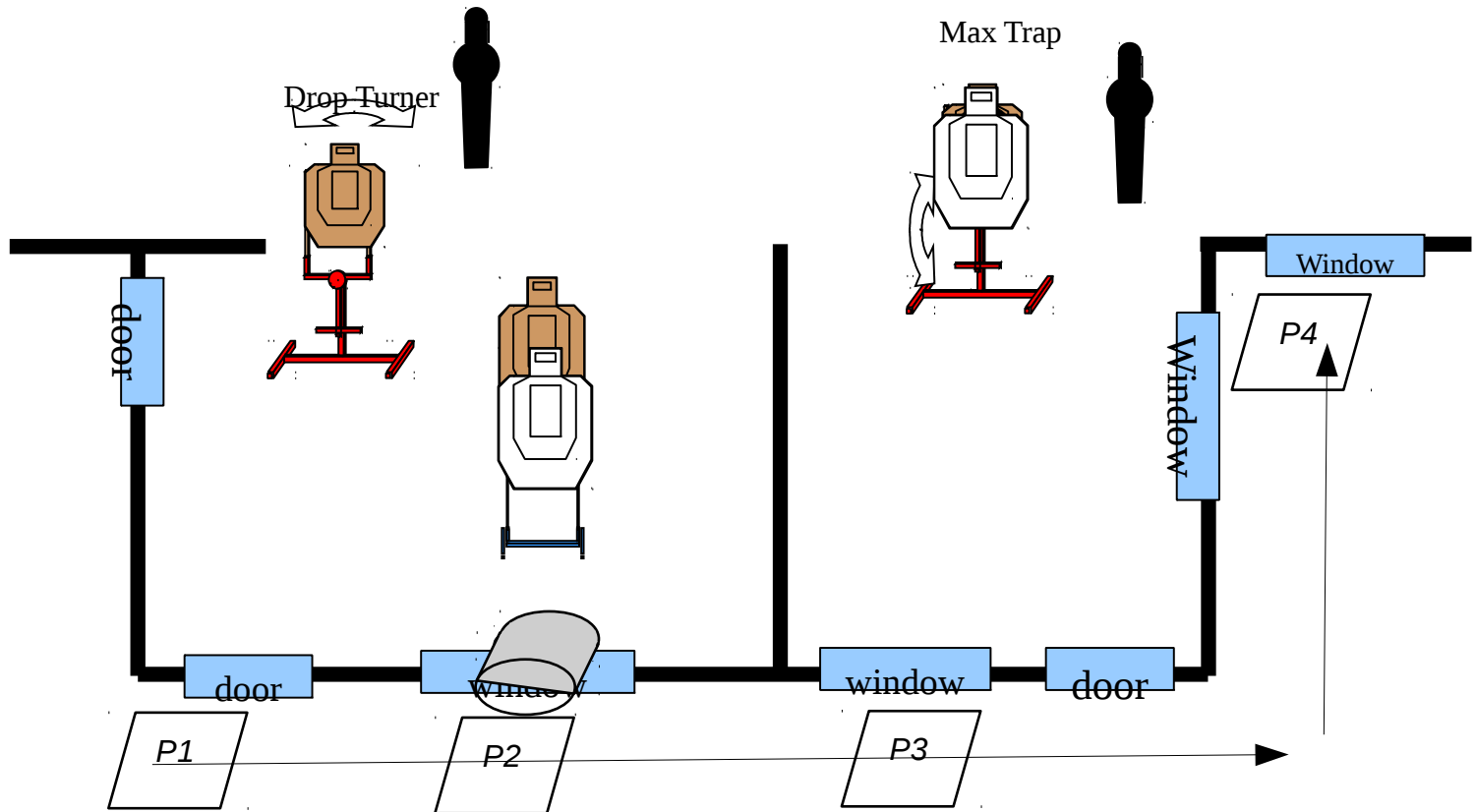
### Stage 3 House clearing

Scenario: People with bad intentions have invaded your house and threatening your family. Eliminate the threats.

Course of Fire: Start at P1 both hands on the wall. Draw and engage popper and drop turner T1 with two rounds through door using cover. Advance to P2 engage T2 with two rounds through port hole. Advance to P3 engage popper to activate Max Trap, engage T3 with two rounds avoid no shoot. Advance to P4 engage T4 and T5 as they present around cover with two rounds.



12 Rounds



## Stage 4

Scenario: Skills Test, potential new “qualifier”

Course of Fire: Start in P1 facing up-range, surrender position, pistol loaded with no more than 10 rounds, and at least one spare magazine. At the signal turn and engage T-1 with 4 rounds freestyle. Advance to barrier P2 engage T2 with two rounds freestyle from each side of the barrier using cover. Advance to P3. Engage T3 with two rounds strong hand only from strong side of barrels using cover, Reload, transition to support hand engage T3 with two rounds support hand only from support hand side of the barrels using cover.

\*NOTE Revolvers with 6 rounds will reload at P2 behind barrier during transition between sides of the barrier. Pistols with 8 rounds will reload at P2 before advancing to P3. Pistols with odd numbers of rounds reload behind cover safely.

12 rounds only Limited Vickers.

