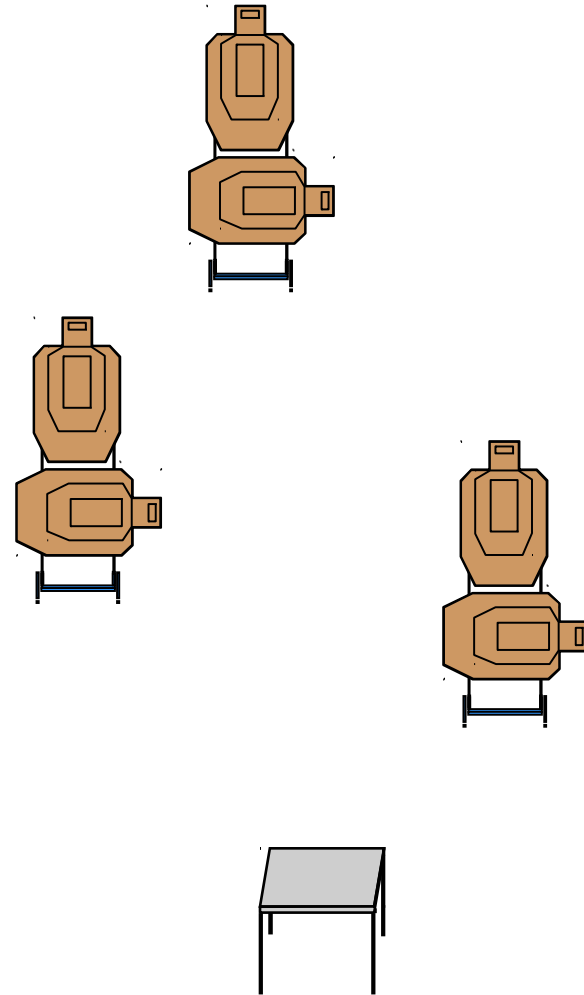


Stage 1 BBQ Pit bulls and Parole Violators

Scenario: While flipping burgers at a BBQ in the park you are accosted by three bad dudes and their mean dogs. Eliminate the threats and save your family and friends.

Course of Fire: Start standing with your gun side facing down range, spatula in hand. At the signal turn, draw and engage the highest level threat with two rounds. Engage the remaining threats with two round each in tactical priority.

12 rounds minimum

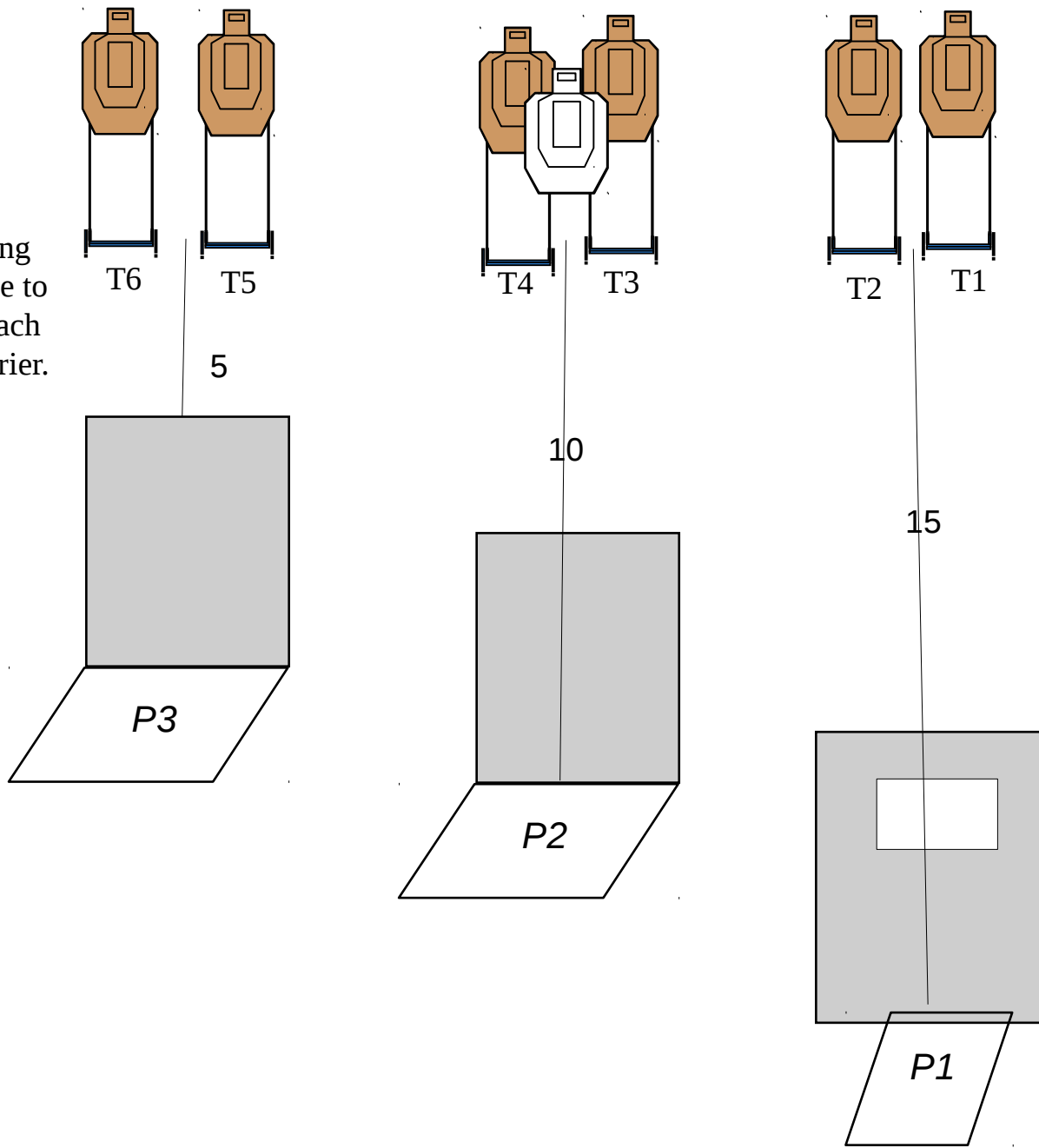


Stage 2

Scenario: Skill Test, Moving to cover

Course of Fire: Start in surrender position facing down range at P1, a the signal draw and engage the T1 and T2 through the window with two shots each. Move to P2 engage T3 and T4 with two round each using both left and right side of the barrier. Move to P3 and engage T5 and T6 with two shots each using both the left and right side of the barrier.

12 minimum.

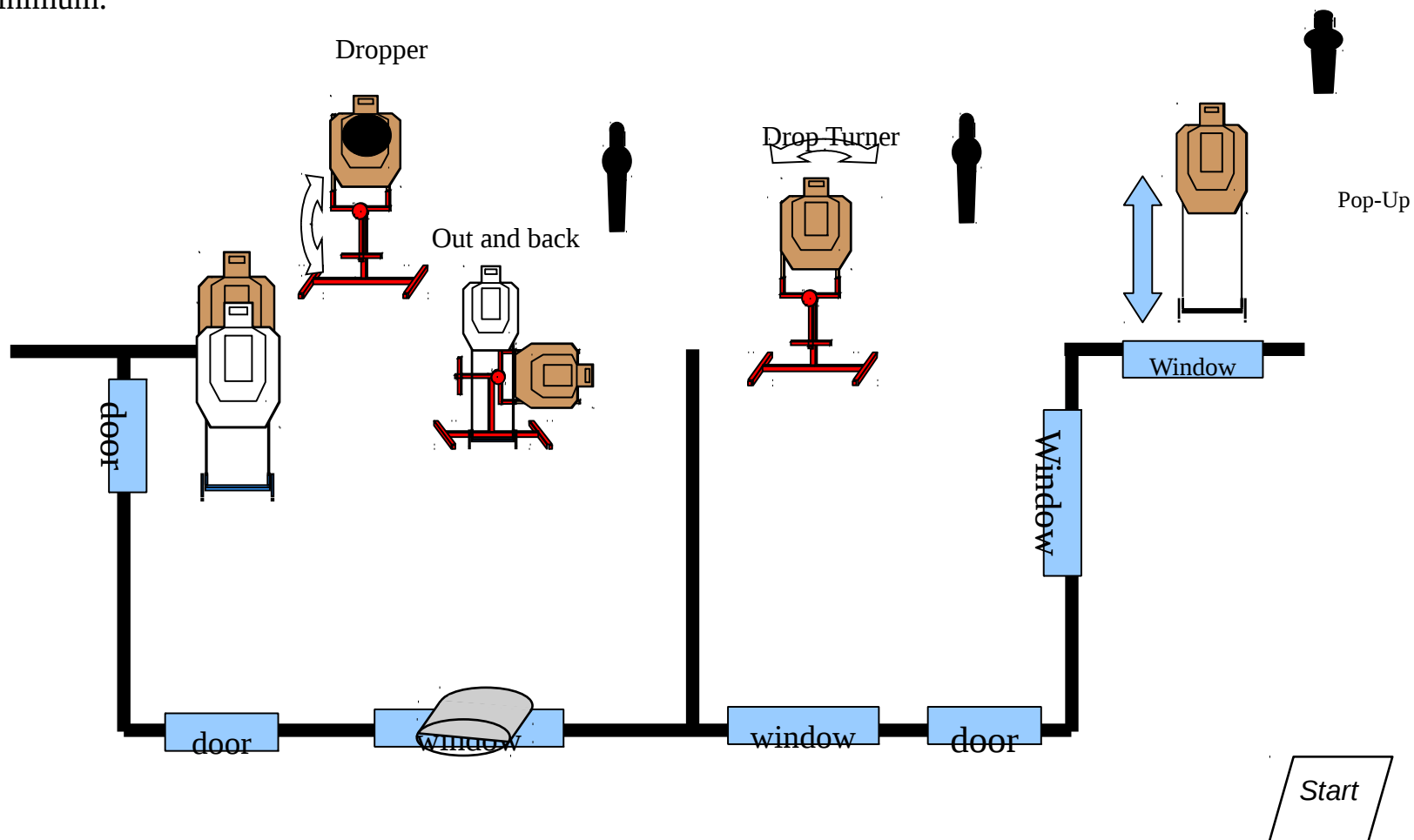


Stage 3 Moving Day

Scenario: You saved some money by hiring amateurs to move your household. Instead you hired a bunch of thugs with bad intent. Clear your house of the threats to save your family.

Course of Fire: From start box engage popper to activate pop up target in window. Engage pop up with two rounds. Move to the door using cover, engage the popper to activate the drop turner. Engage drop turner with two rounds. Move to port hole window, engage popper to activate out and back target, engage out and back with two rounds. Move to door, using cover engage static target with two round, engage PT dropper until target falls.

12 rounds minimum.



Stage 4

Scenario: Skills Test, Ted's version of the potential new "qualifier"

Course of Fire:

String 1: Start in P1 facing up-range, surrender position, pistol loaded with no more than 6 rounds. Spare magazines should be carried. At the signal turn and engage T-1 with 4 rounds freestyle. Black represents hard cover, hits here are counted as misses. Advance to barrier P2 engage T2 with two rounds freestyle from each side of the barrier using cover. A slide lock reload behind cover is required behind this barrier. Advance to P3, engage T3 with two rounds strong hand only from strong side of barrels using cover, transition to support hand engage T3 with two rounds support hand only from support hand side of the barrels using cover.

No Pickup shots

12 rounds only Limited Vickers.

