

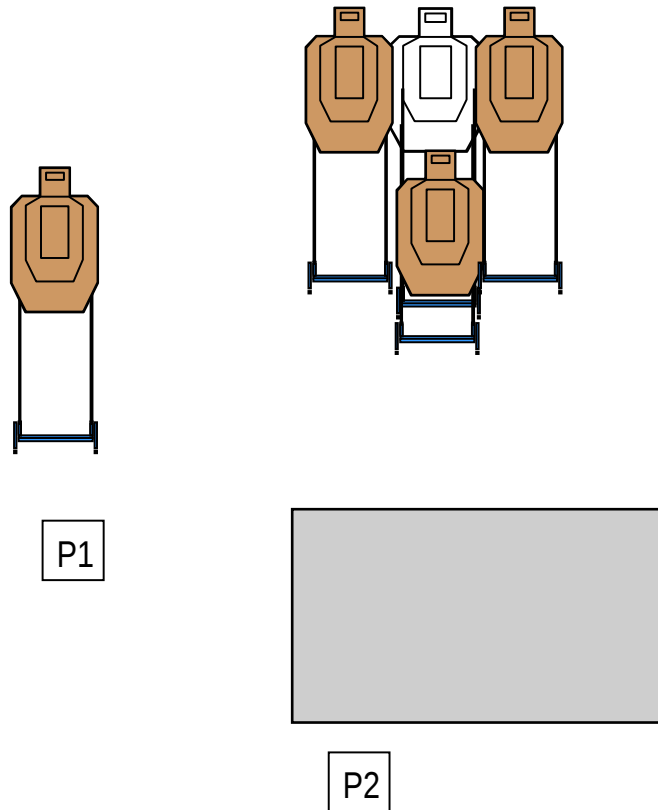
Stage 1 Hold that Call

Scenario: A BG approaches from behind and attempts to rob you while you're making a call. You stop him, but after hearing gunfire, his crackhead friends take a hostage and need some extra persuasion to stop

Course of Fire: Start with Cell phone at your ear with strong hand facing up range. At the start signal drop phone, turn, draw and engage T1 while retreating to P2. Then engage T2-T4 in tactical priority. All targets must be engaged with two shots to the body and one to the head.

T1 cannot be reengaged once shooter is at P2.

12 rounds

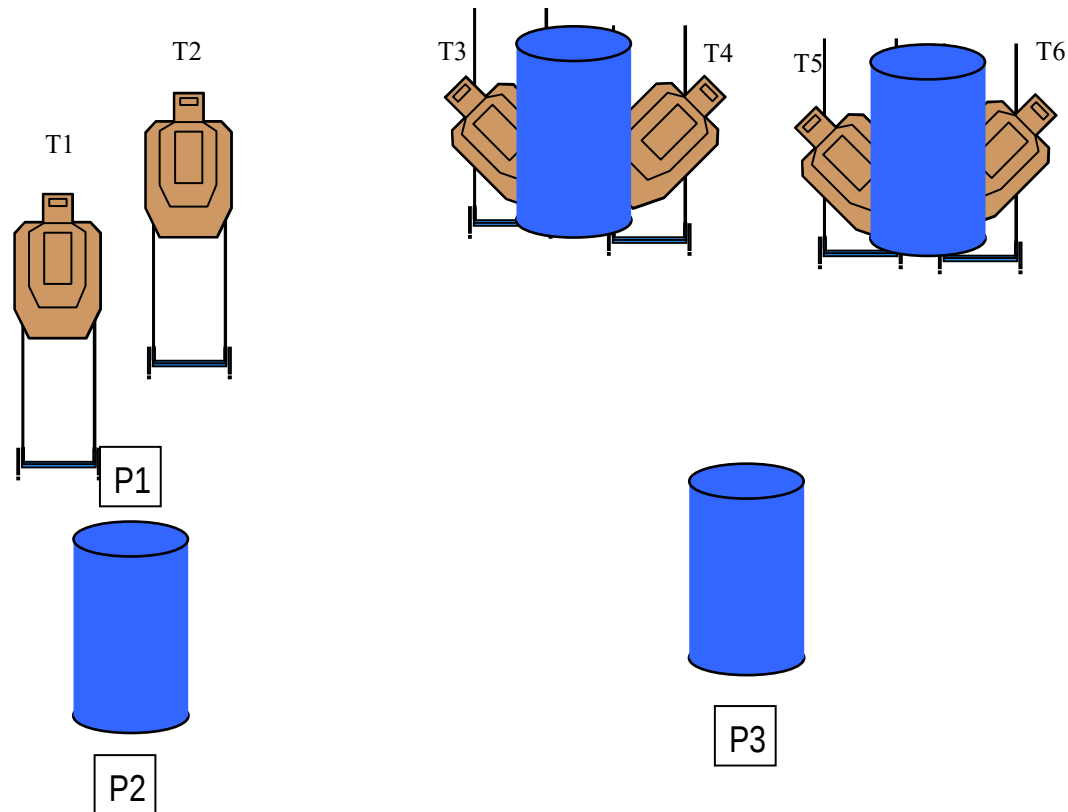


Stage 2 Just Shopping By

Scenario: While stowing groceries in the trunk of your car, you're approached from behind by an armed thug wanting your wallet. As you take care of him, his friends position themselves behind other cars in the lot and return fire.

Course of Fire: Standing at P1 facing up-range hands on barrel. At the start signal run around the right side of the barrel to P2, draw and engage T1-T2 with two shots in tactical priority from low cover (but shooting over barrel). Move to P3 and engage T3 and T4 with two shots in tactical priority from left side of barrel, T5 and T6 from right side, using low cover (**no** shooting over barrel).

12 Rounds

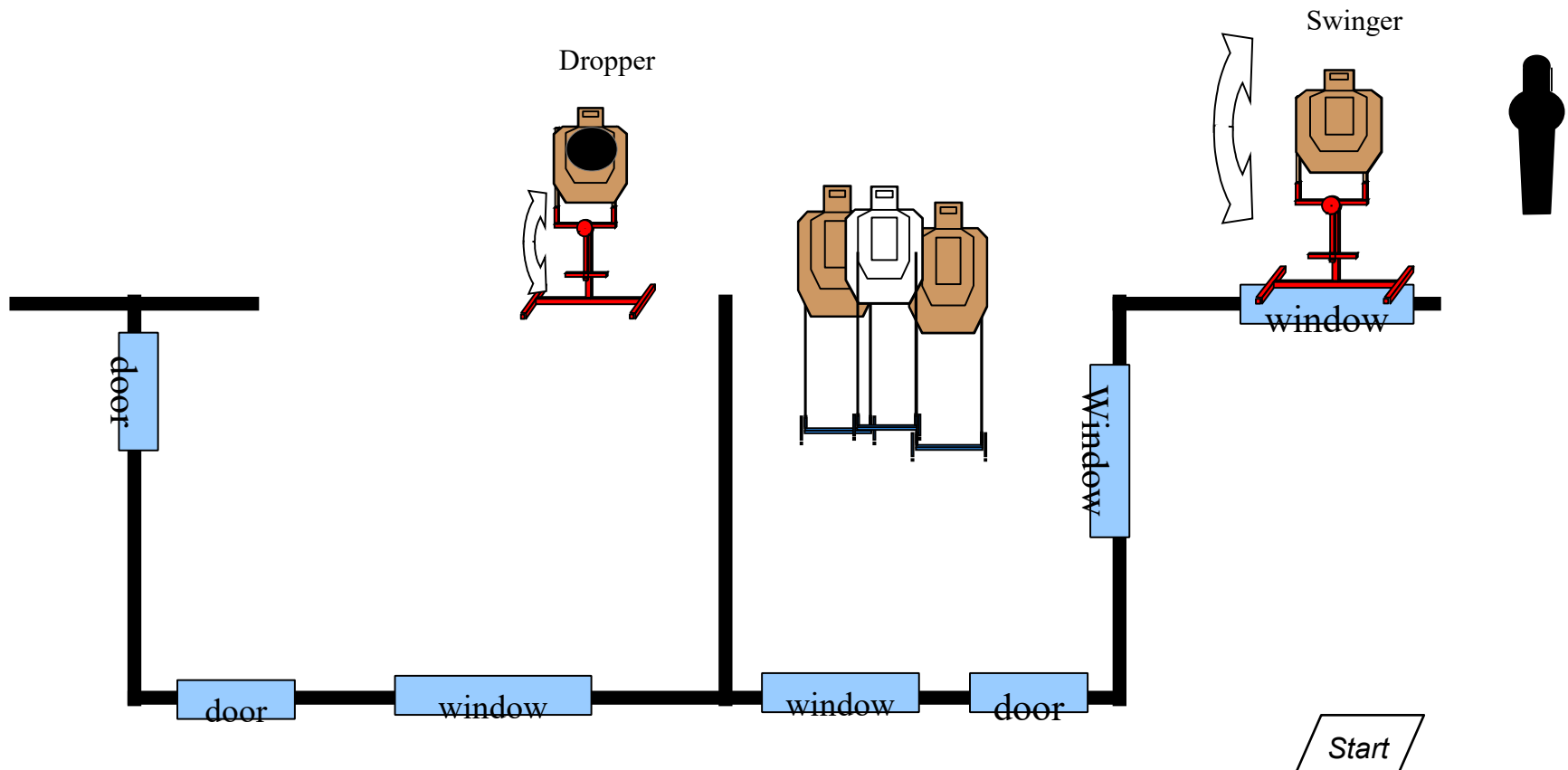


Stage 3 Wedded Bliss?

Scenario: As the reception party draws to a close, you're grabbing the last of the hors d'oeuvres from the fridge when you hear a commotion shortly followed by screaming and gunfire. The local mobster has a bone to pick with the groom and has decided to kidnap the bride for ransom. You're the best person, deal with the mobsters and rescue the bride.

Course of Fire: From start box engage the popper to activate the swinger. Move to the left and engage the targets using cover. Each target gets three rounds except the PT Dropper target. Engage the dropper until it falls, dropper must fall to avoid the FTN penalty.

11 rounds (or more).



Stage 4 Drive By Madness

Scenario: It's the end of the day and you're just about to lock up the store when a pick-up truck pulls up with armed thugs. They let two snarling dog off the back of the truck and open up on you. Retrieve the counter gun and defend yourself, but try to avoid the pedestrians behind the truck.

Course of Fire: At the audible start signal drop the sign, retreat to P2 and retrieve gun from table. Engage T1 and T2 with two shots each while moving to P3. Engage T3, T4, T5 and T6 with two shots each from P3.

12 rounds

